

# Finding Potential Roommates & Creating a Roommate Group

17 Steps2

STEP 12

Fill out your Roommate Profile page with some information about yourself.



ROBERT.569



This is your opportunity to share information about yourself that you would like potential roommates may want to include information about hobbies and interests.

I like dogs and hiking! I study during the day and game at night. I want a roommate who likes to listen to music!

Save & Continue

Made with Tango.us

STEP 2

Click on Save & Continue to head to the Roommate Request & Group Formation Page.



This is your opportunity to share information about yourself that you would like potential roommates may want to include information about hobbies and interests.

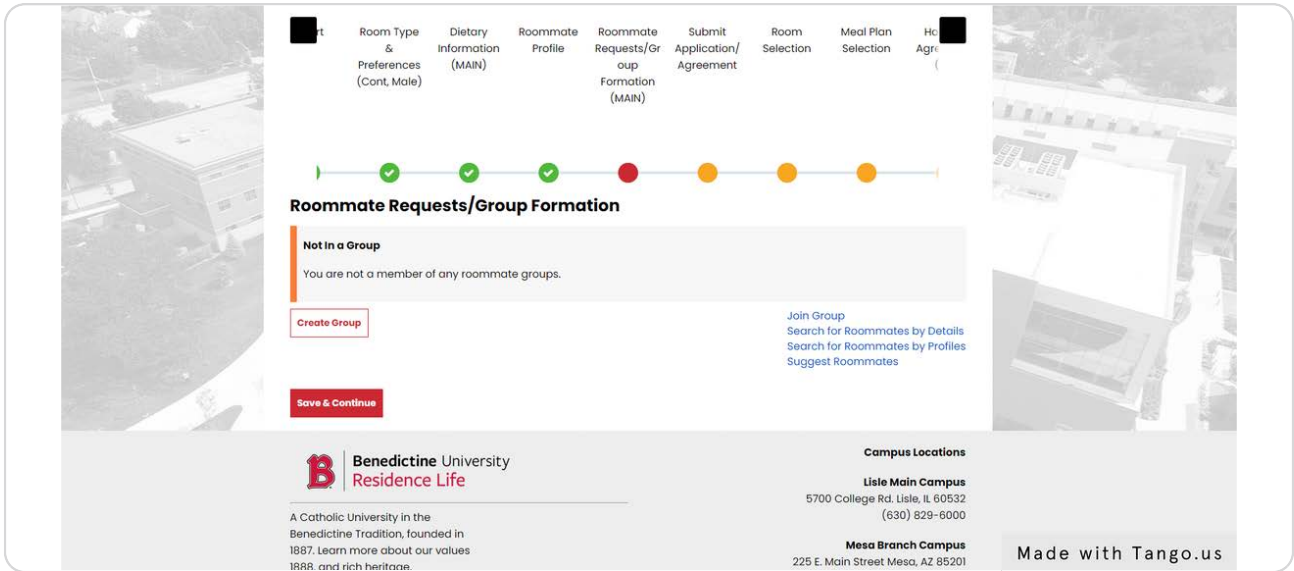
I like dogs and hiking! I study during the day and game at night. I want a roommate who likes to listen to music!

Save & Continue

Made with Tango.us

STEP 3i2

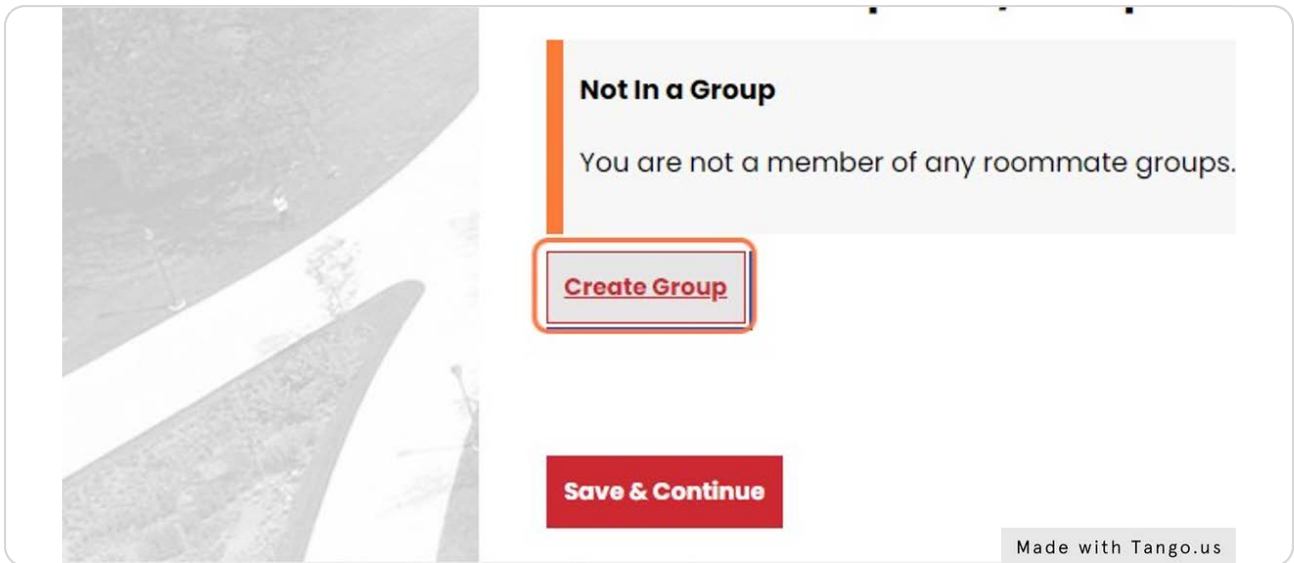
This is what you Roommate Requests/Group Formation page looks like if you have not yet created or joined a roommate group.



STEP 42

If you and your roommate(s) have decided that you will be the group leader, click on Create Group.

Remember: Only one person can be the Group Leader. You can use the roommate search features to find roommates and then decide who will be the Group Leader from that point on.



STEP 5i2

**Create a Group Name and Password for your Group.**

**Roommate Group Details**

Group Name:

Password:

Confirm Password:

Made with Tango.us

STEP 62

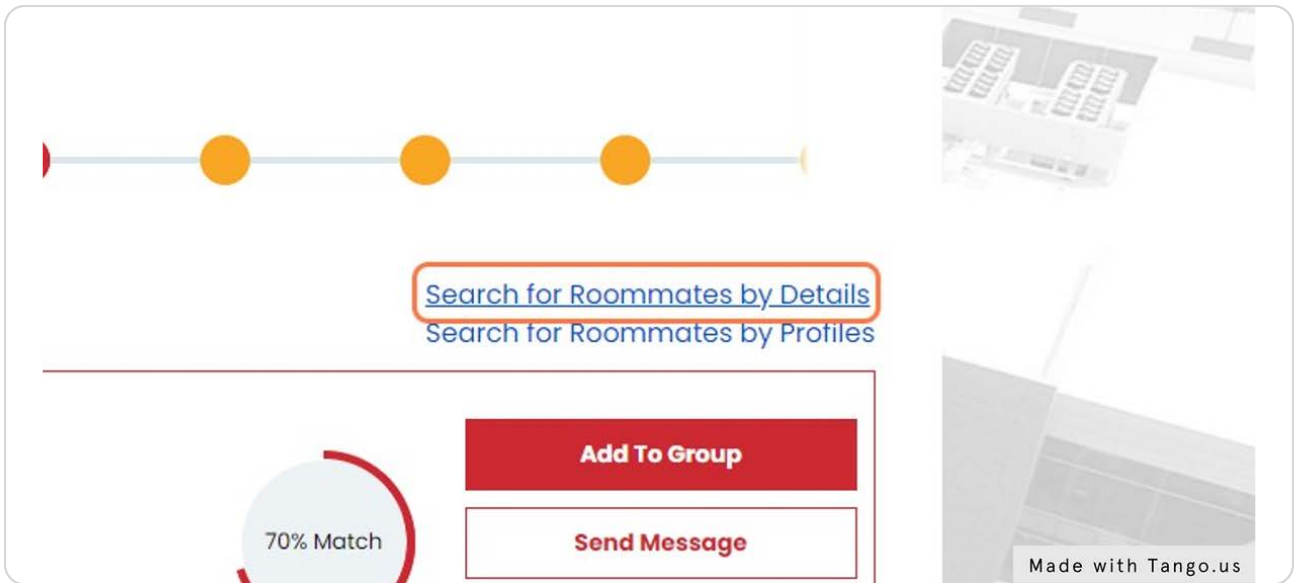
**Once you have confirmed the Group Name and Group Password, click on "Save Group."**

Confirm Password:

Made with Tango.us

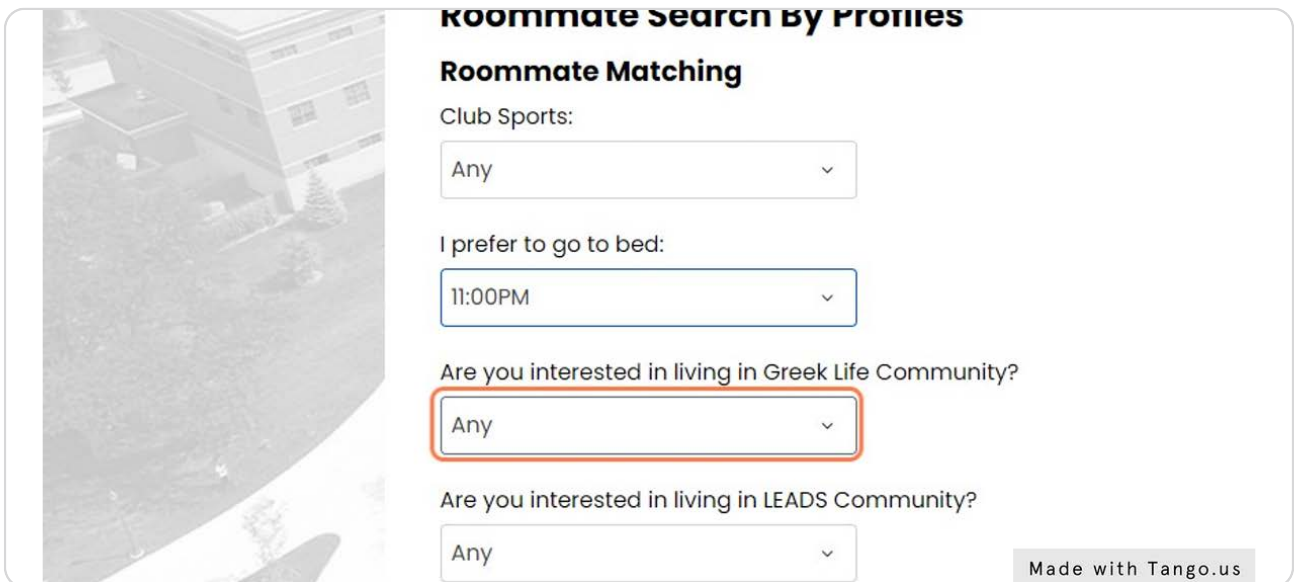
STEP 7i2

You have the option to Search for Roommates by Details (search using criteria like gender or age), Search for Roommate by Profiles (search using the Roommate Profile questions as criteria), or Suggest Roommates.



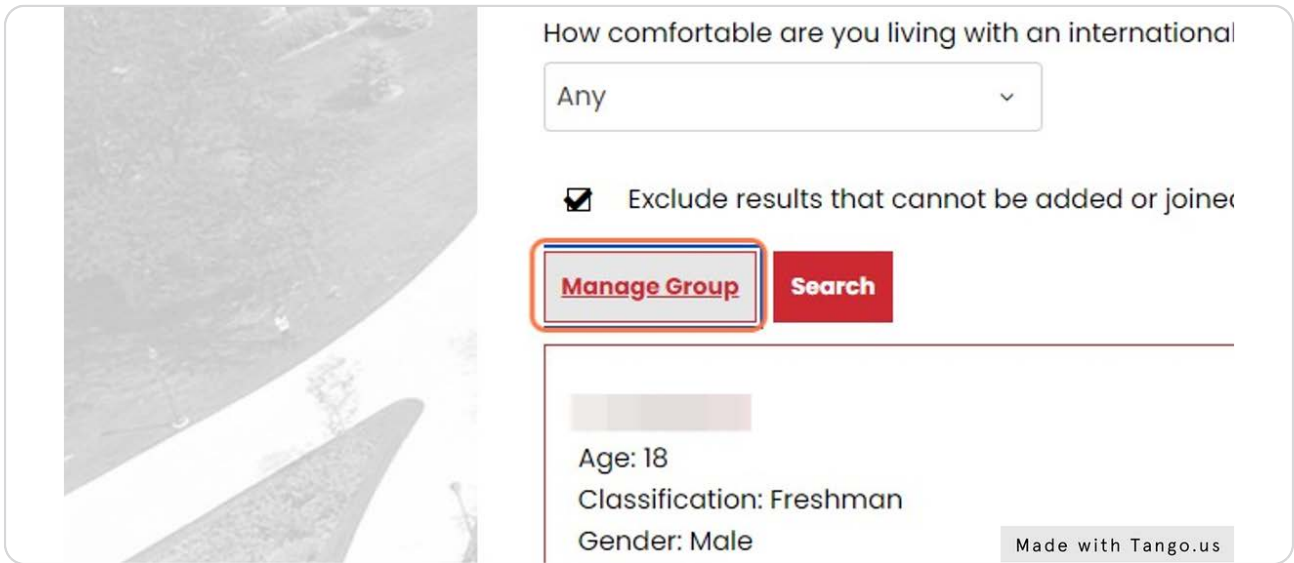
STEP 82

This is what the Roommate Search by Profile page looks like - you can choose one or more of the profile questions to find a roommate that may be compatible.



STEP 92

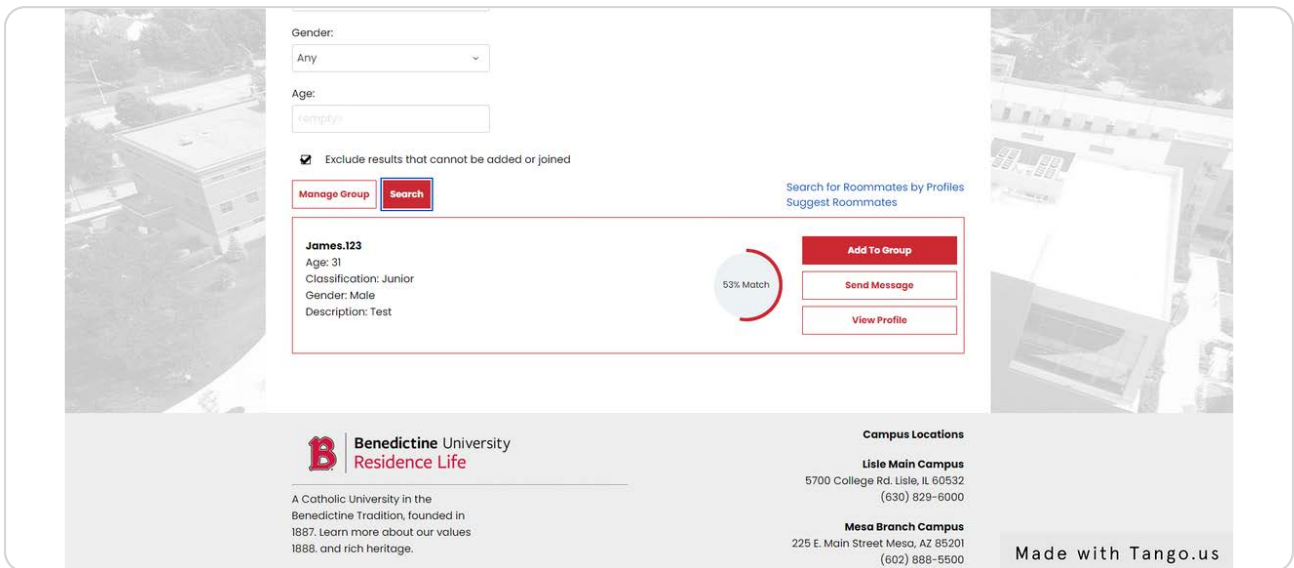
To return to the Roommate Requests/Group Formation page, you can click on "Manage Group" at any time.



STEP 102

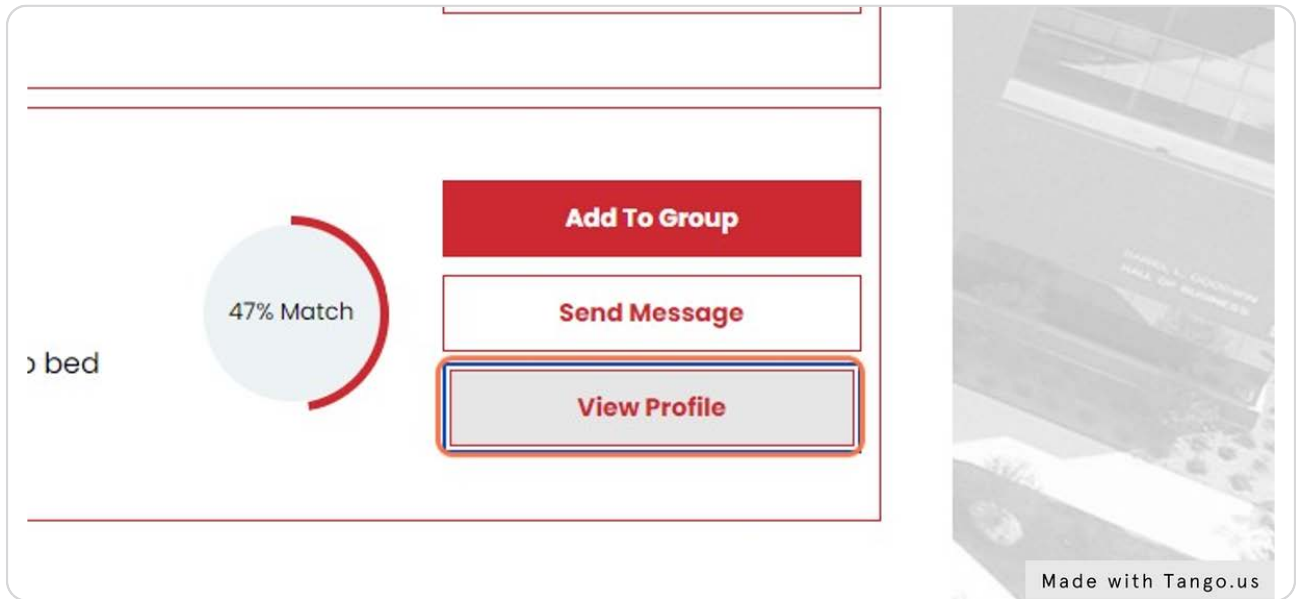
When you use the Search for Roommates by Details, Search for Roommates by Profiles, or Suggest Roommates options, your results will display the web name, age, classification, gender, and bio of your potential roommates.

You will also see a percentage that indicates how similarly you filled out the Roommate Profile questions.



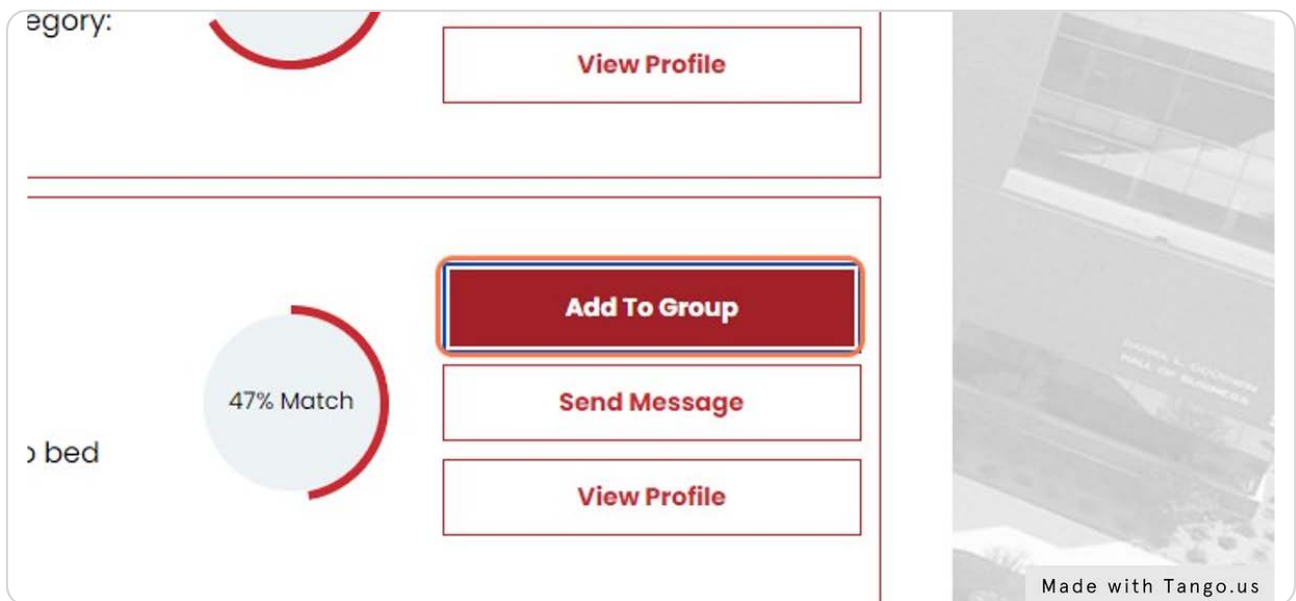
STEP 11i2

You can opt to click on "View Profile" to see how your potential roommate answered the Roommate Profile Questions. You can also send messages to start a conversation about potentially being a roommate.



STEP 12

When you know you want to add a person to your group, click on "Add To Group."



On you Roommate Requests/Group Formation page, you will now see an outgoing request to you roommate(s). Your group will not be confirmed until any outgoing requests have been accepted.

The screenshot shows a web interface for managing a group named "BestGroupEver". At the top, a green notification bar states: "Your request to add Mike.123 to group BestGroupEver has been sent." Below this, the group name "Group: BestGroupEver" is displayed. There are three buttons: "Verify Group", "Delete Group", and "Edit Group". To the right, there are three links: "Search for Roommates by Details", "Search for Roommates by Profiles", and "Suggest Roommates".

The main content area is divided into two sections:

- Robert.569 (Group Leader)**  
Age: 34  
Classification: Junior  
Gender: Male  
Description: I like dogs and hiking! I study during the day and game at night. I want a roommate who likes to listen to music! Category: MAIN  
A "View Profile" button is located to the right of the description.
- Outgoing Requests**  
**Mike.123**  
Age: 31  
Classification: Junior  
Gender: Male  
Description: I want to listen to music with my roommate and go to bed early at night.  
Expiry Date: 3/21/2022 17:57  
A "Cancel" button is located to the right of the description.

A "Made with Tango.us" watermark is visible in the bottom right corner of the screenshot.

## When you Roommate Request has been accepted, you will see the following:

You have the option to verify, delete, or edit your group. You also have the option to make your roommate the Group Leader, remove your roommates, or send messages to your 2 roommates.

The screenshot displays a web interface for managing a roommate group. At the top, a progress bar shows four steps: the first three are completed (green checkmarks), and the fourth is active (red circle). The title is "Roommate Requests/Group Formation (MAIN - CONT, RETURN)". Below the title, the group name is "BestGroupEver". There are three buttons: "Verify Group", "Delete Group", and "Edit Group". To the right, there are links for "Search for Roommates by Details", "Search for Roommates by Profiles", and "Suggest Roommates".

Two roommate profiles are listed:

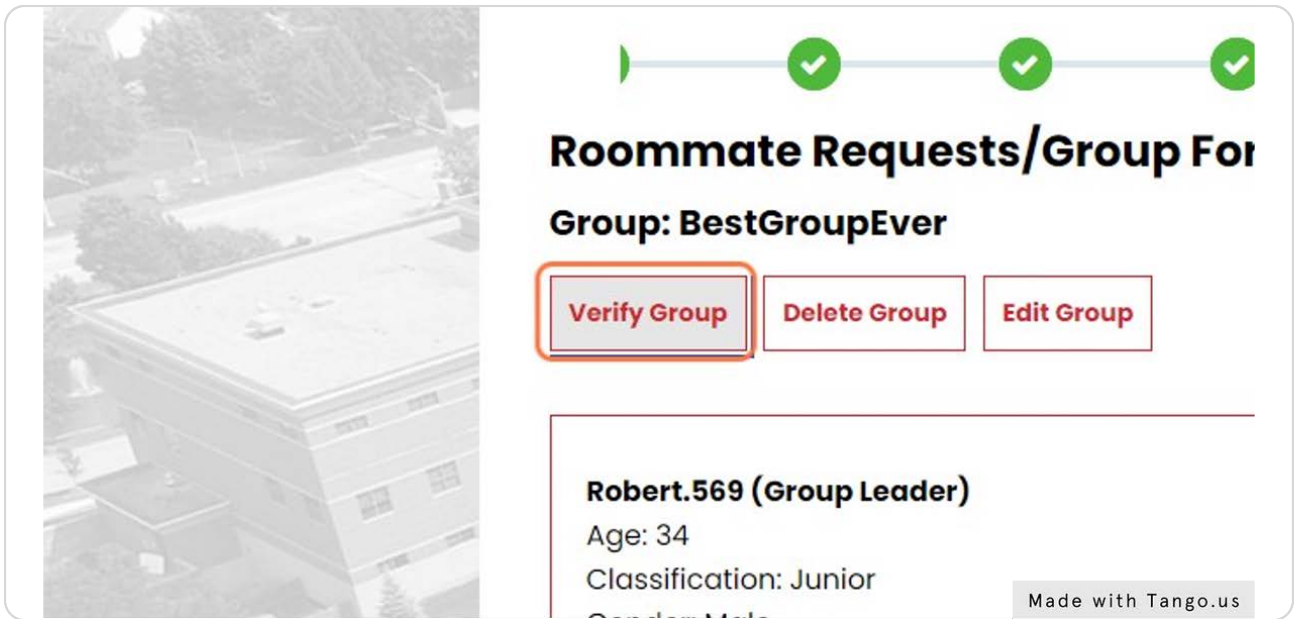
- Robert.569 (Group Leader)**  
Age: 34  
Classification: Junior  
Gender: Male  
Description: I like dogs and hiking! I study during the day and game at night. I want a roommate who likes to listen to music!  
Action: View Profile
- Mike.123**  
Age: 31  
Classification: Junior  
Gender: Male  
Description: I want to listen to music with my roommate and go to bed early at night.  
Actions: Remove Roommate, Make Leader, Send Message, View Profile

A "Made with Tango.us" watermark is visible in the bottom right corner of the screenshot.



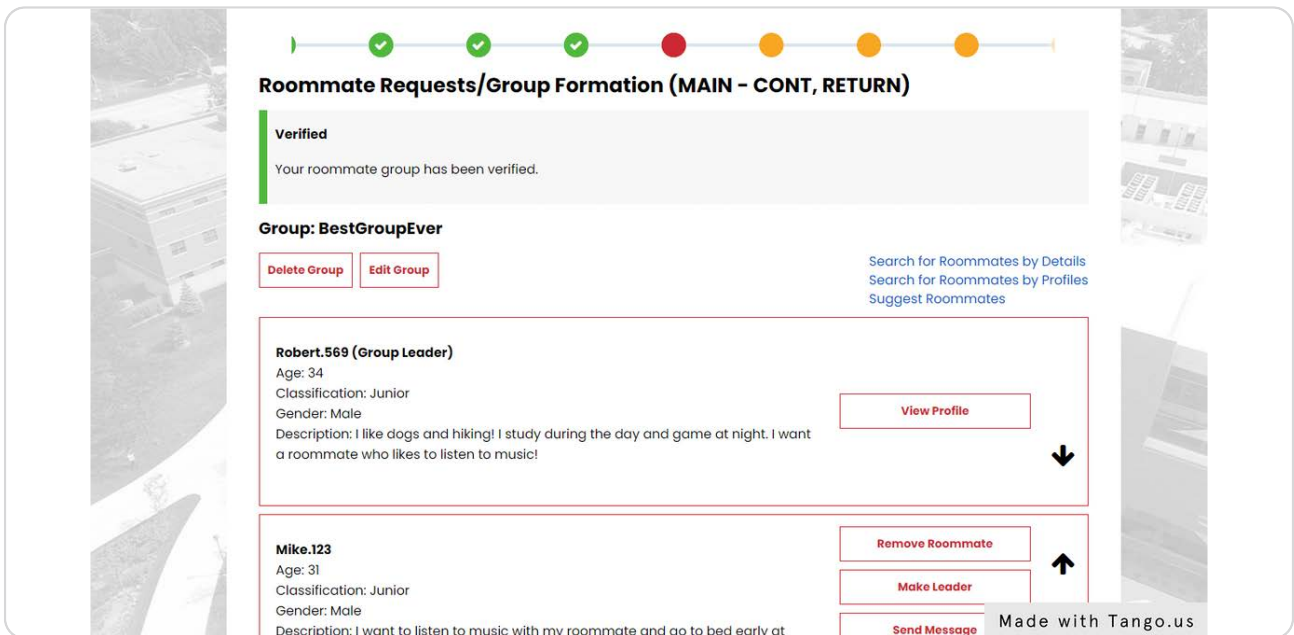
STEP 15i2

Click on Verify Group when your roommate group is complete and everyone has accepted their requests.



STEP 162

You will see a "Verified" box at the top of your Roommate Requests/Group Formation page if your group has been verified.



STEP 172

**Click on Save & Continue - and you are all set until Room Selection!**



Gender: Male

Description: I want to listen to music with my roomr night.

**Save & Continue**

 **Benedictine University**  
**Residence Life**

A Catholic University in the

Made with [Tango.us](#)