

Finding Potential Roommates & Creating a Roommate Group

17 Steps

STEP 1

Fill out your Roommate Profile page with some information about yourself.



KODERL569



This is your opportunity to share information about yourself that you would like potential roommate may want to include information about hobbies and interests.

I like dogs and hiking! I study during the day and game at night. I want a roommate who likes to listen to music!

Save & Continue

Made with Tango.us

STEP 2

Click on Save & Continue to head to the Roommate Request & Group Formation Page.



This is your opportunity to share information about yo may want to include information about hobbies and i

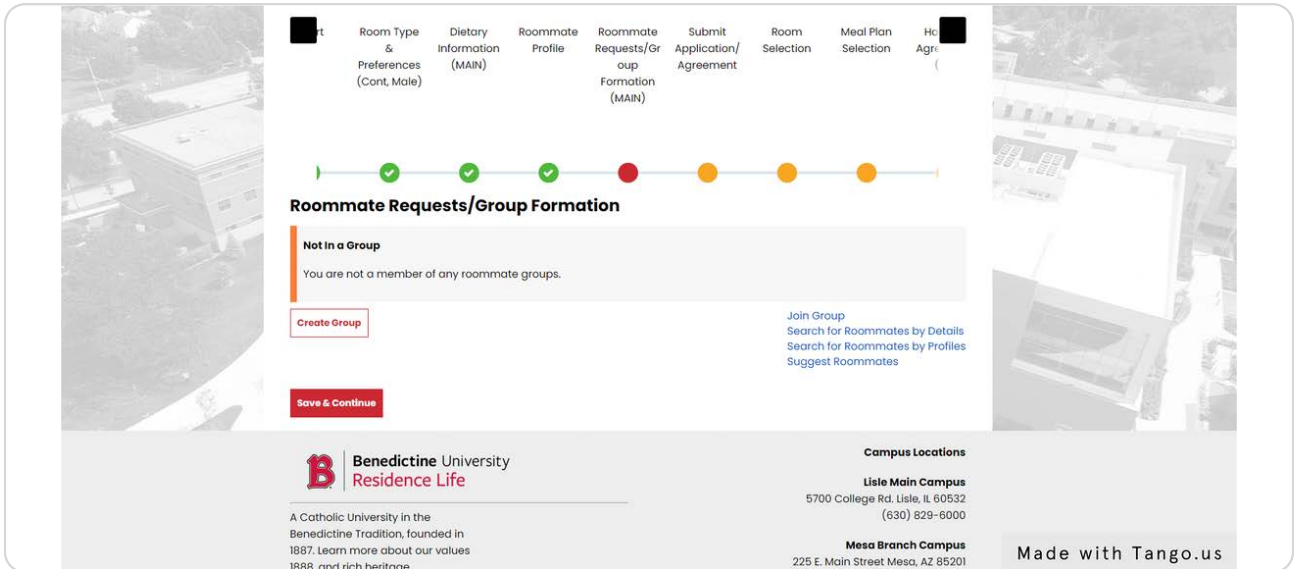
I like dogs and hiking! I study during the day and gan night. I want a roommate who likes to listen to music

Save & Continue

Made with Tango.us

STEP 3

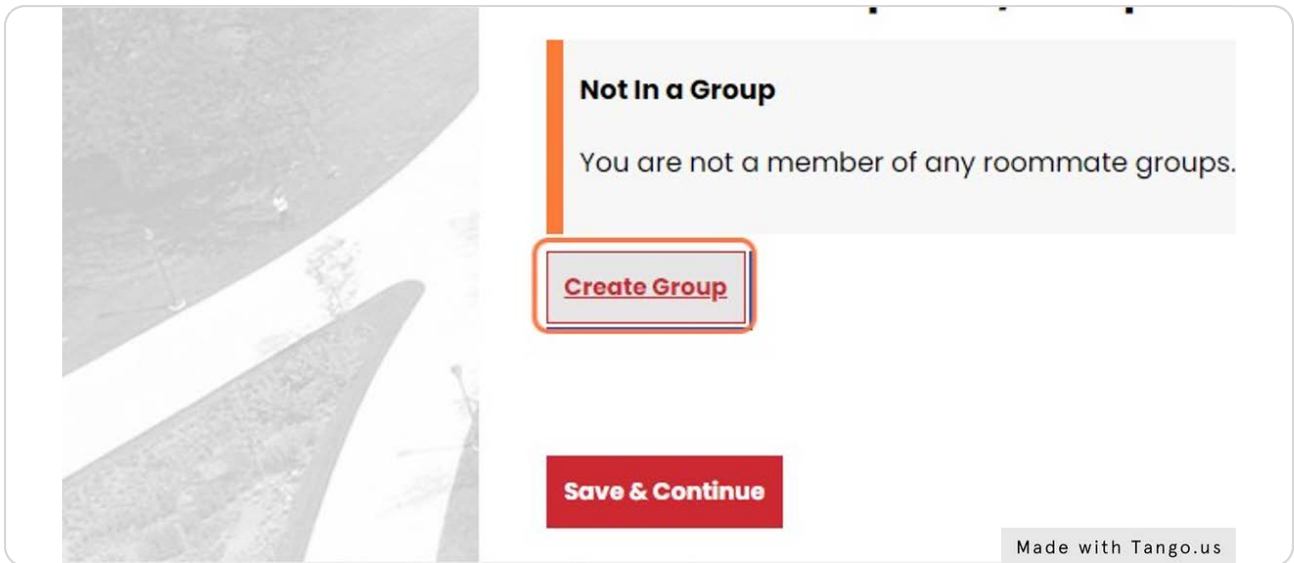
This is what your Roommate Requests/Group Formation page looks like if you have not yet created or joined a roommate group.



STEP 4

If you and your roommate(s) have decided that you will be the group leader, click on **Create Group**.

Remember: Only one person can be the Group Leader. You can use the roommate search features to find roommates and then decide who will be the Group Leader from that point on.



STEP 5

Create a Group Name and Password for your Group.

Roommate Group Details

Group Name:

Password:

Confirm Password:

Made with Tango.us

STEP 6

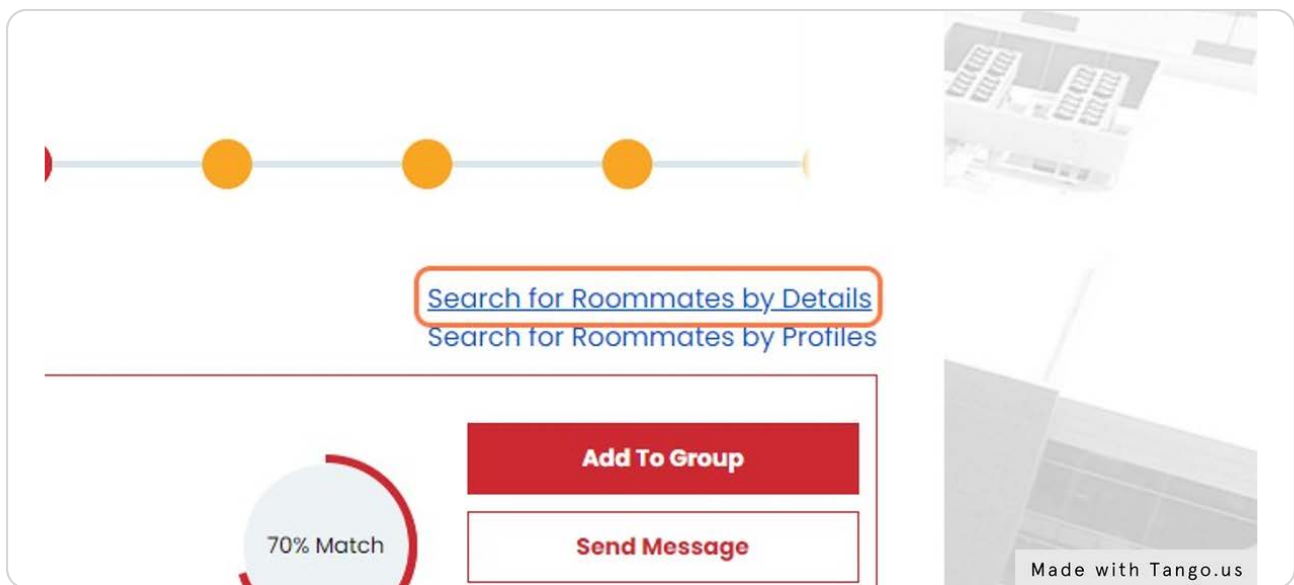
Once you have confirmed the Group Name and Group Password, click on "Save Group."

Confirm Password:

Made with Tango.us

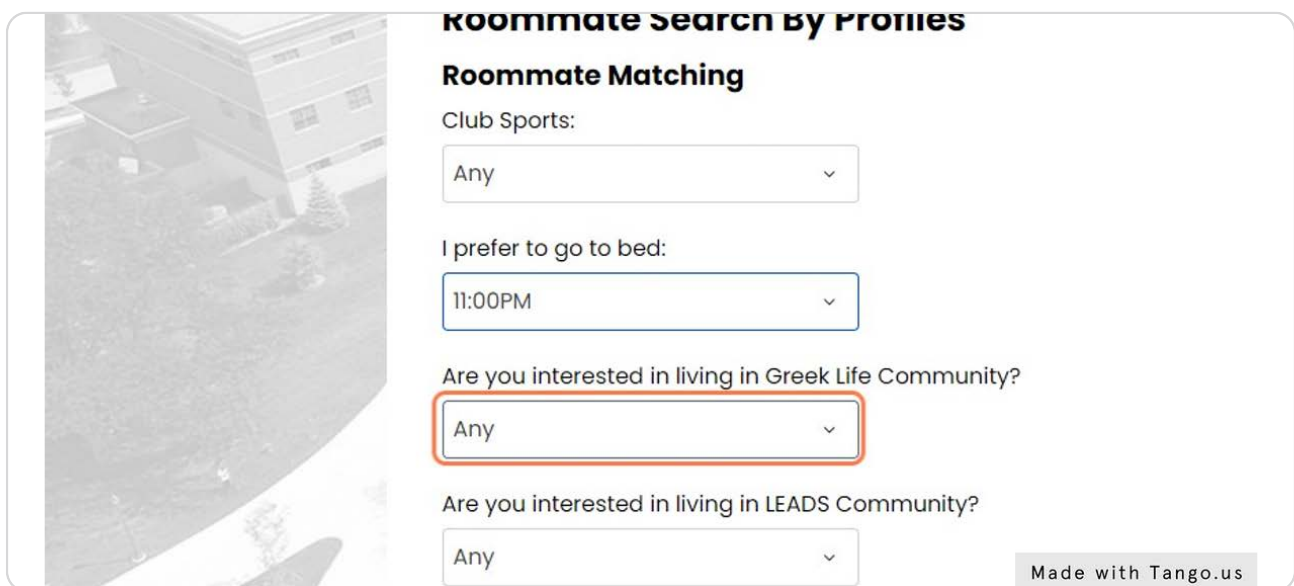
STEP 7

You have the option to Search for Roommates by Details (search using criteria like gender or age), Search for Roommate by Profiles (search using the Roommate Profile questions as criteria), or Suggest Roommates.



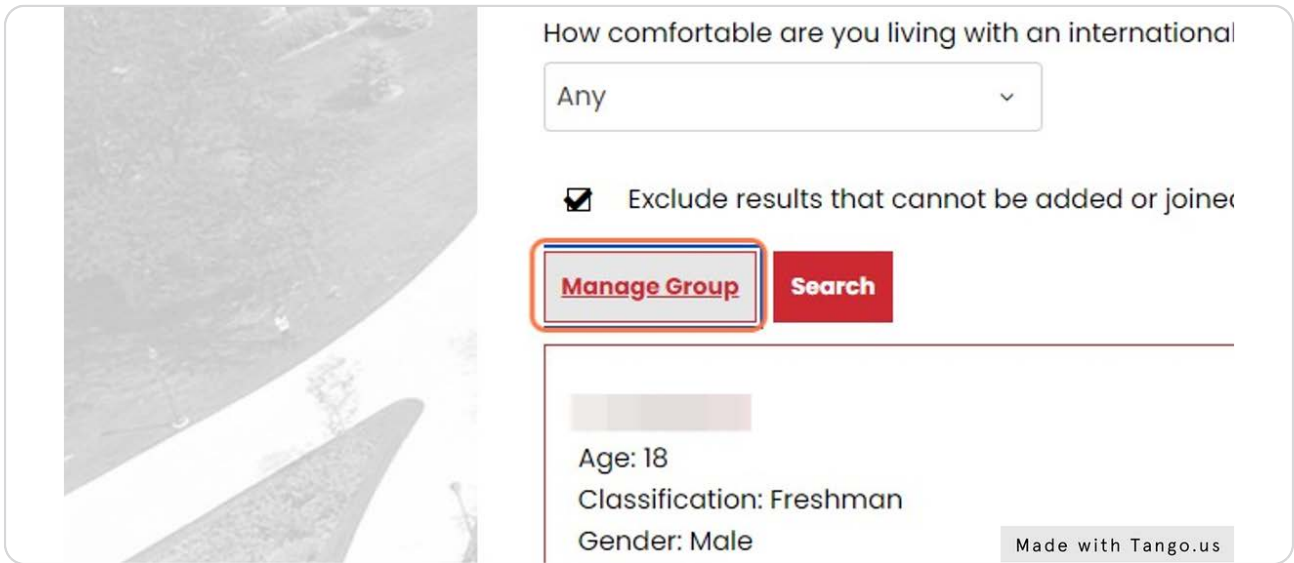
STEP 8

This is what the Roommate Search by Profile page looks like - you can choose one or more of the profile questions to find a roommate that may be compatible.



STEP 9

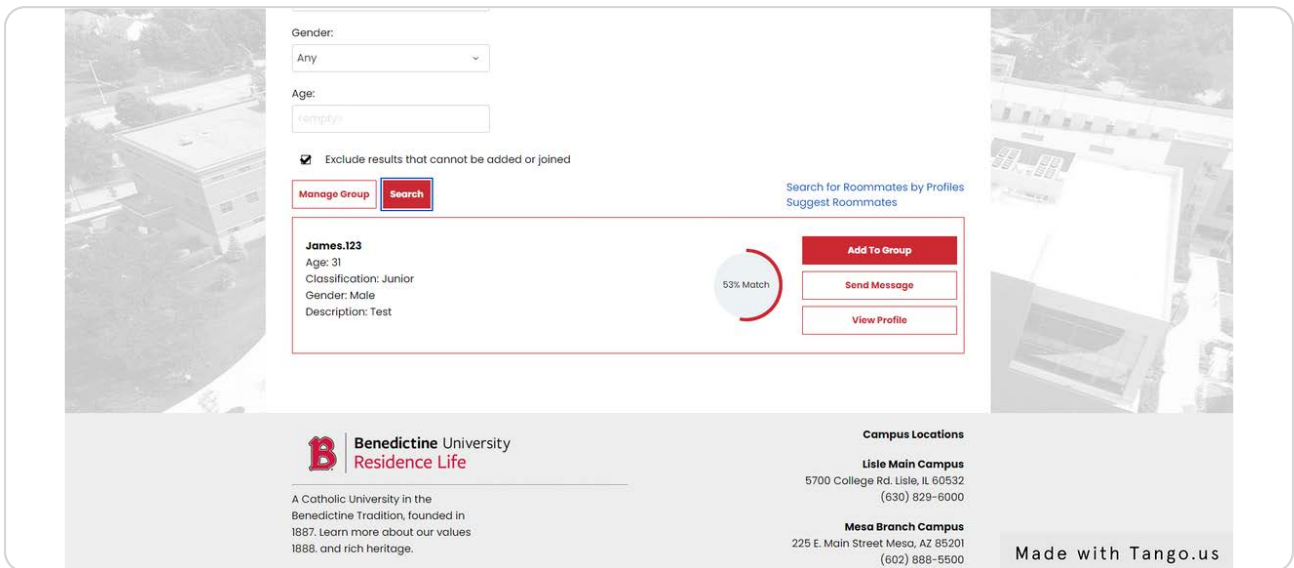
To return to the Roommate Requests/Group Formation page, you can click on "Manage Group" at any time.



STEP 10

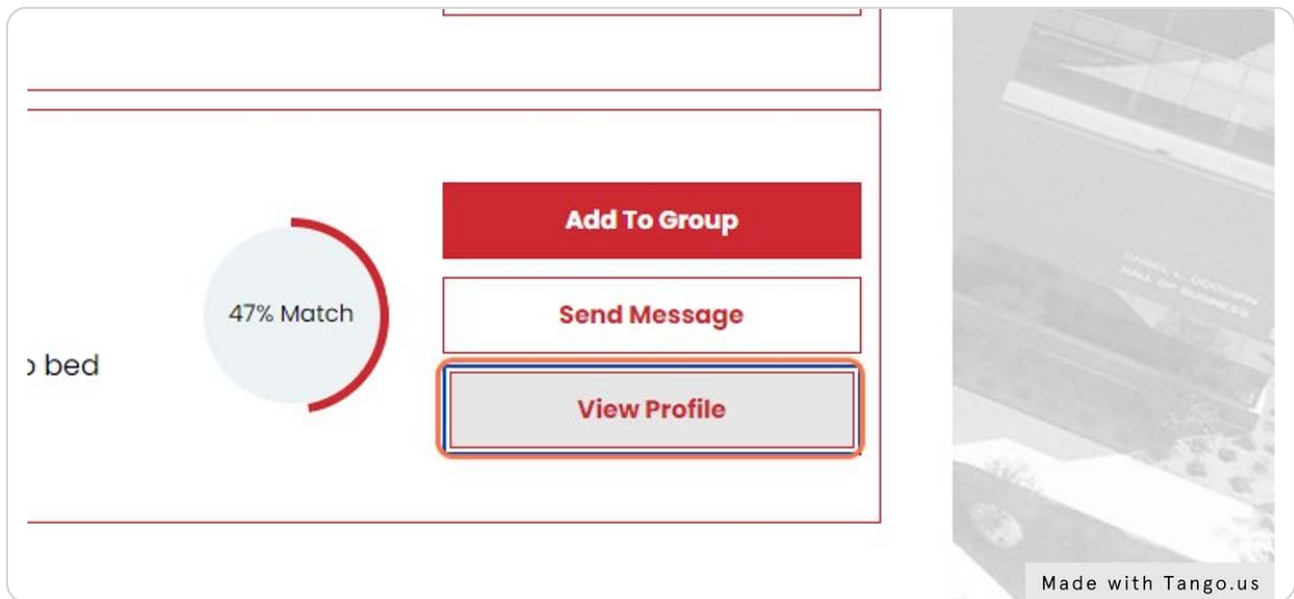
When you use the Search for Roommates by Details, Search for Roommates by Profiles, or Suggest Roommates options, your results will display the web name, age, classification, gender, and bio of your potential roommates.

You will also see a percentage that indicates how similarly you filled out the Roommate Profile questions.



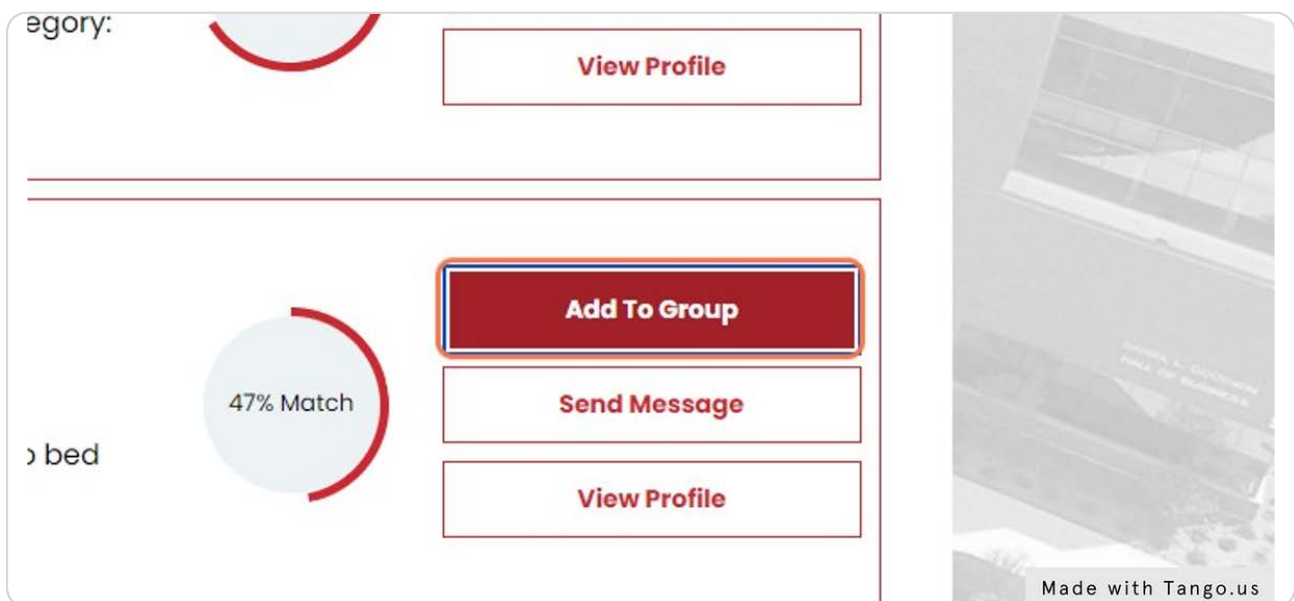
STEP 11

You can opt to click on "View Profile" to see how your potential roommate answered the Roommate Profile Questions. You can also send messages to start a conversation about potentially being a roommate.



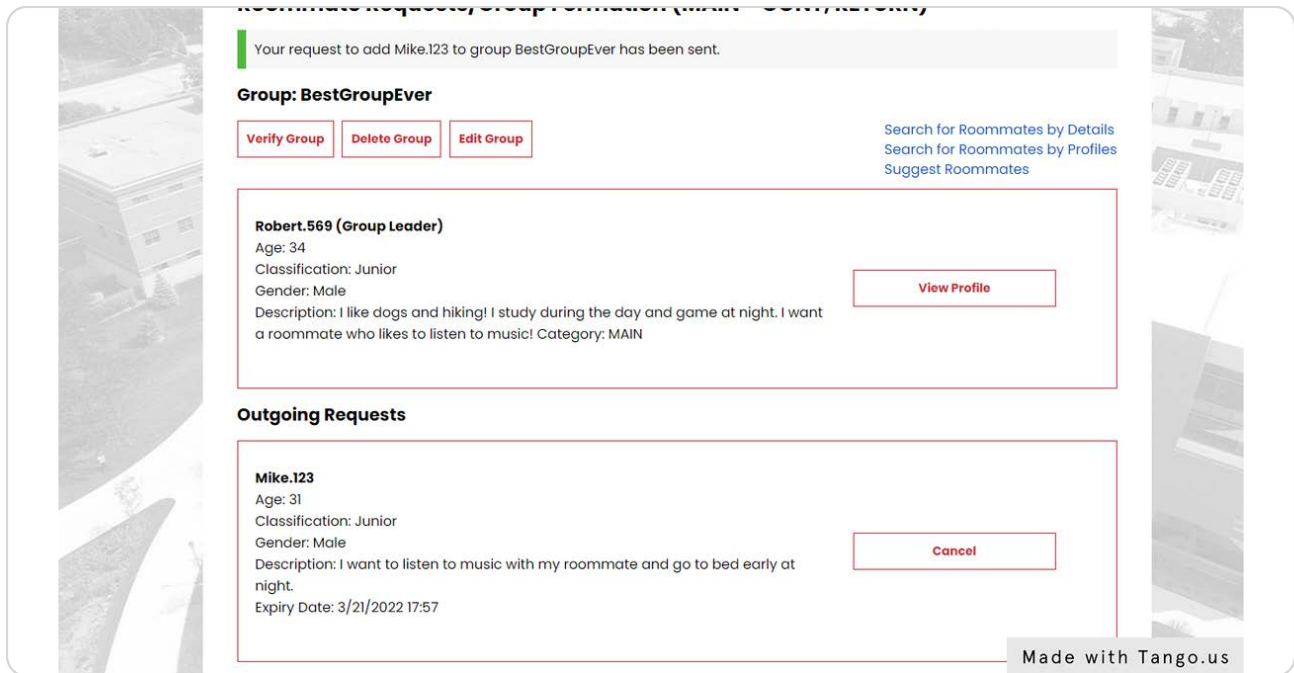
STEP 12

When you know you want to add a person to your group, click on "Add To Group."



STEP 13

On your Roommate Requests/Group Formation page, you will now see an outgoing request to your roommate(s). Your group will not be confirmed until any outgoing requests have been accepted.



The screenshot displays a web interface for managing roommate requests. At the top, a green notification bar states: "Your request to add Mike.123 to group BestGroupEver has been sent." Below this, the group name "Group: BestGroupEver" is shown, accompanied by three buttons: "Verify Group", "Delete Group", and "Edit Group". To the right of these buttons are three links: "Search for Roommates by Details", "Search for Roommates by Profiles", and "Suggest Roommates".

The main content area is divided into two sections. The first section, titled "Robert.569 (Group Leader)", lists his details: Age: 34, Classification: Junior, Gender: Male, and a description: "I like dogs and hiking! I study during the day and game at night. I want a roommate who likes to listen to music! Category: MAIN". A "View Profile" button is located to the right of his description.

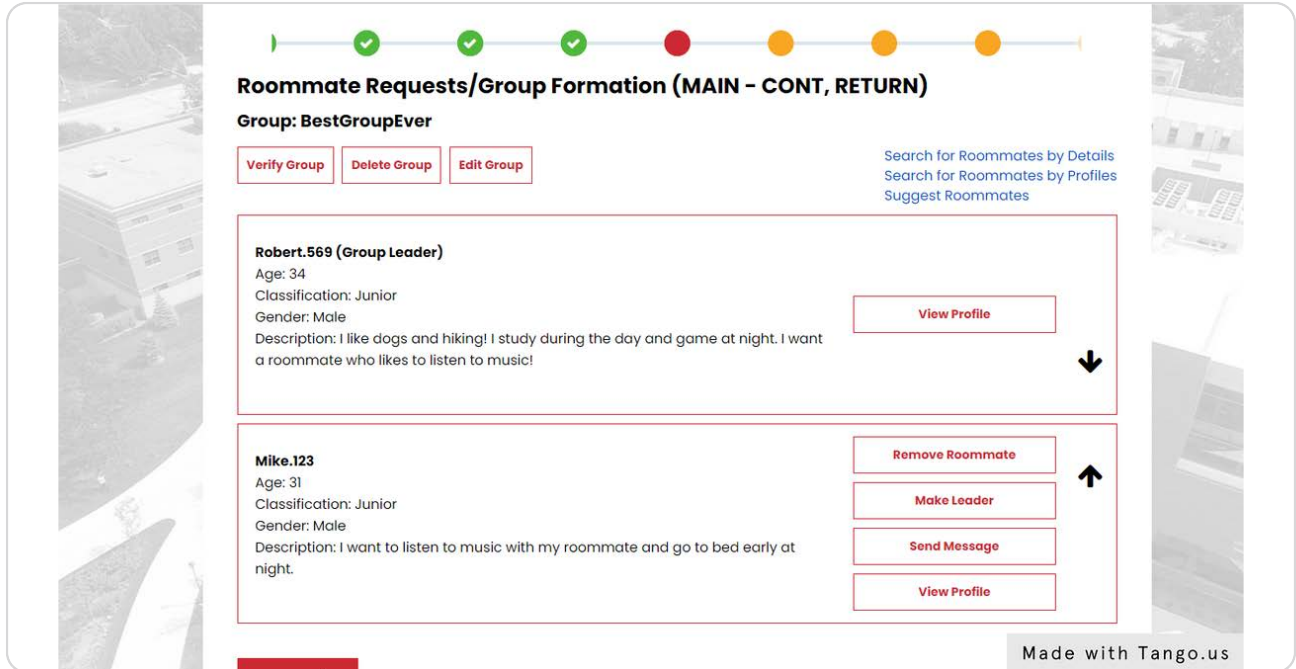
The second section, titled "Outgoing Requests", lists a request from "Mike.123": Age: 31, Classification: Junior, Gender: Male, Description: "I want to listen to music with my roommate and go to bed early at night.", and Expiry Date: 3/21/2022 17:57. A "Cancel" button is located to the right of the description.

A watermark "Made with Tango.us" is visible in the bottom right corner of the screenshot.

STEP 14

When your Roommate Request has been accepted, you will see the following:

You have the option to verify, delete, or edit your group. You also have the option to make your roommate the Group Leader, remove your roommates, or send messages to your roommates.



The screenshot displays a web interface for managing a group. At the top, a progress bar shows four steps: the first three are completed (green checkmarks), and the fourth is active (red circle). The main heading is "Roommate Requests/Group Formation (MAIN - CONT, RETURN)". Below this, the group name "BestGroupEver" is shown. There are three buttons: "Verify Group", "Delete Group", and "Edit Group". To the right, there are links for "Search for Roommates by Details", "Search for Roommates by Profiles", and "Suggest Roommates".

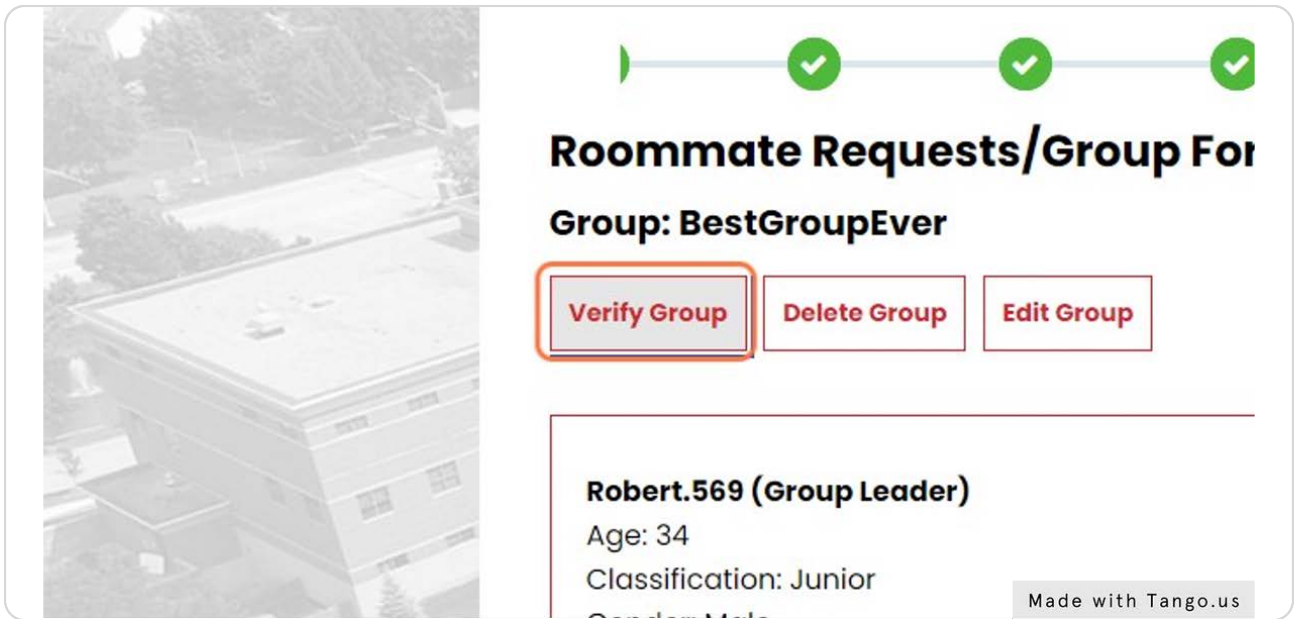
Two member profiles are listed:

- Robert.569 (Group Leader)**
Age: 34
Classification: Junior
Gender: Male
Description: I like dogs and hiking! I study during the day and game at night. I want a roommate who likes to listen to music!
Action: View Profile
- Mike.123**
Age: 31
Classification: Junior
Gender: Male
Description: I want to listen to music with my roommate and go to bed early at night.
Actions: Remove Roommate, Make Leader, Send Message, View Profile

A "Made with Tango.us" watermark is visible in the bottom right corner of the screenshot.

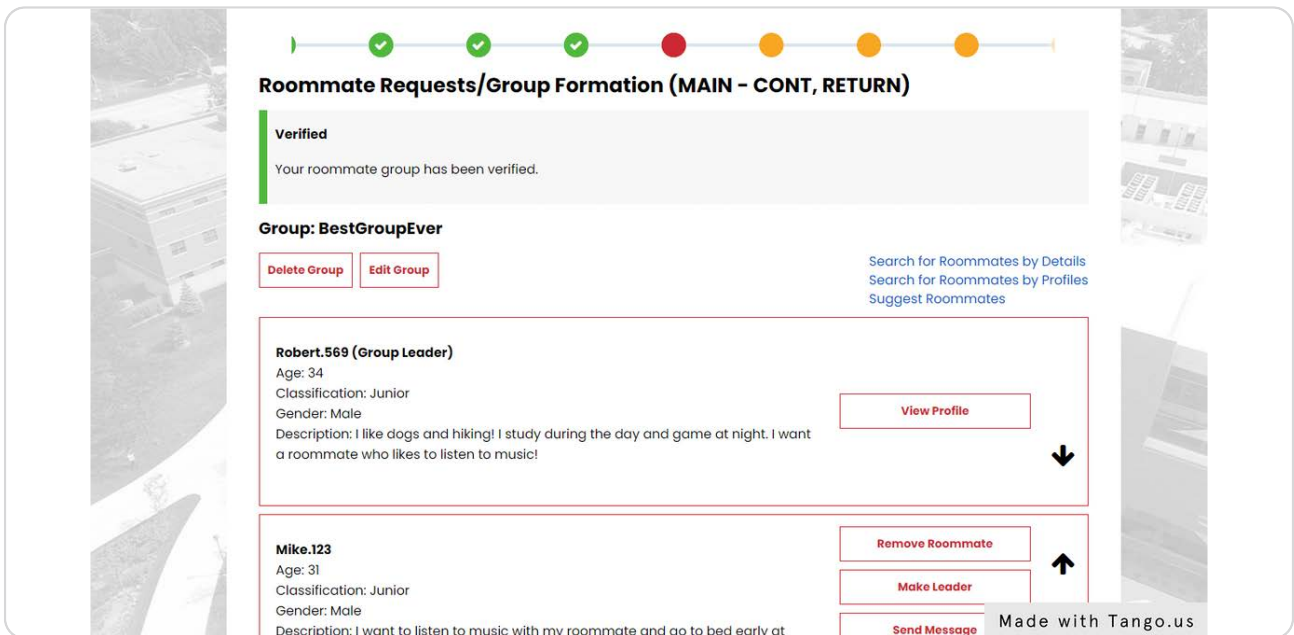
STEP 15

Click on Verify Group when your roommate group is complete and everyone has accepted their requests.



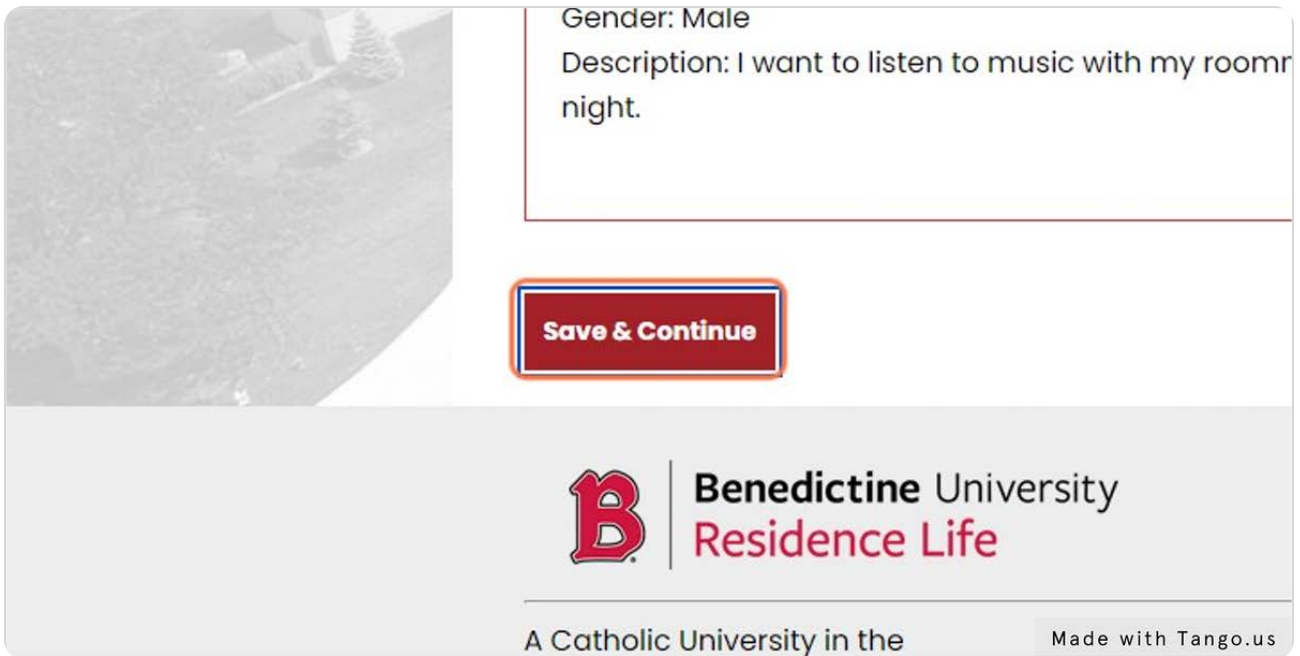
STEP 16

You will see a "Verified" box at the top of your Roommate Requests/Group Formation page if your group has been verified.



STEP 17

Click on Save & Continue - and you are all set until Room Selection!



Gender: Male

Description: I want to listen to music with my roomr night.

Save & Continue

 **Benedictine University**
Residence Life

A Catholic University in the

Made with [Tango.us](#)